

SMSU Mathematics Program Data

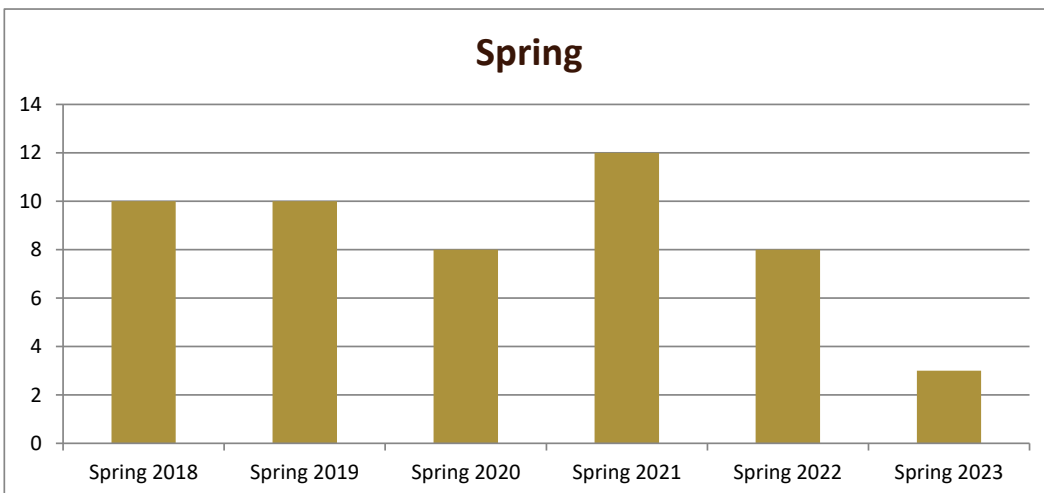
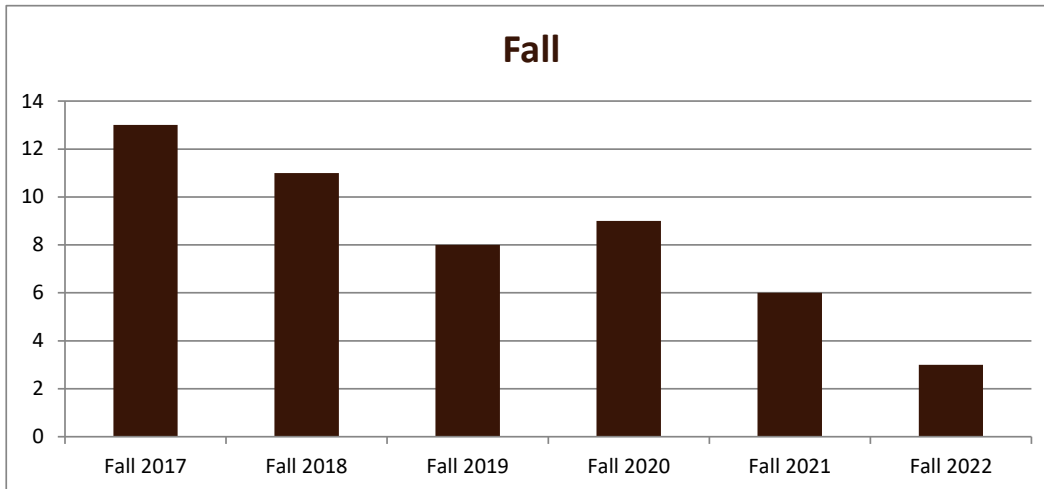
Majors Enrolled

Academic Years 2017-18 to 2022-23

Using Fall Semester data (Fall 2017 to Fall 2022) for Term specific measures



Enrollment by Term						
	2018	2019	2020	2021	2022	2023
Fall	13	11	8	9	6	3
Spring	10	10	8	12	8	3
Summer	3	3	1	5	6	3



SMSU Mathematics Program Data

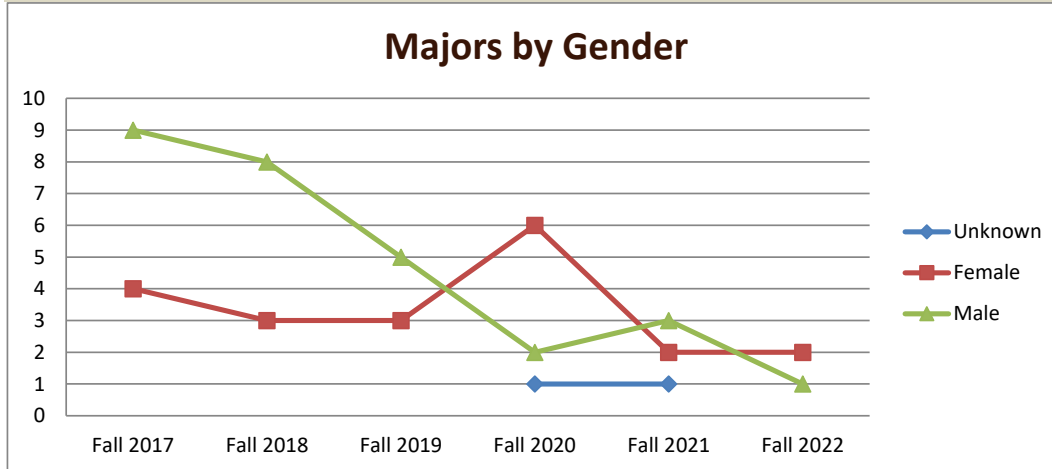
Majors Enrolled

Academic Years 2017-18 to 2022-23

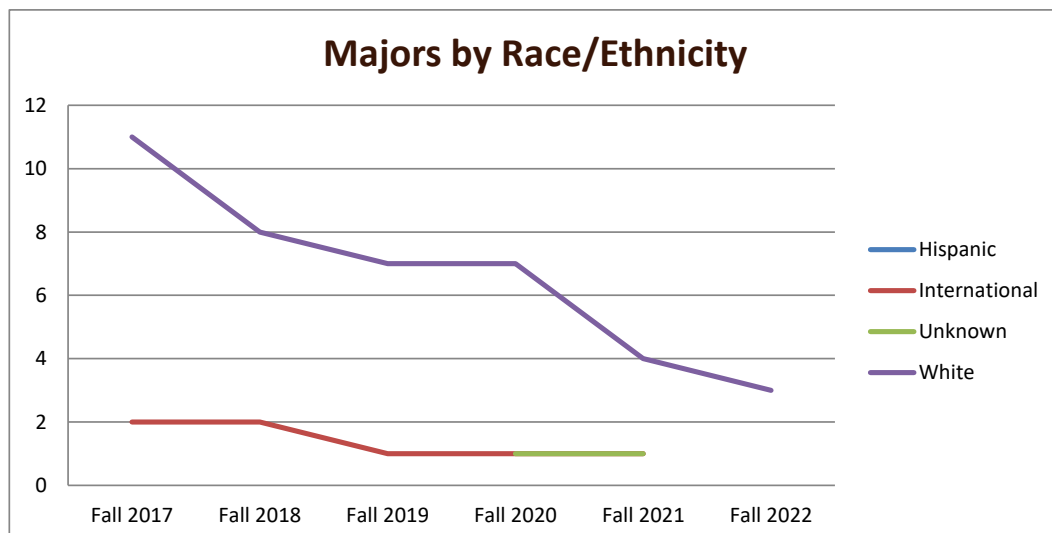
Using Fall Semester data (Fall 2017 to Fall 2022) for Term specific measures



Enrollment by Gender						
	Fall 2017	Fall 2018	Fall 2019	Fall 2020	Fall 2021	Fall 2022
Unknown				1	1	
Female	4	3	3	6	2	2
Male	9	8	5	2	3	1
Grand Total	13	11	8	9	6	3



Enrollment by Race/Ethnicity						
	Fall 2017	Fall 2018	Fall 2019	Fall 2020	Fall 2021	Fall 2022
Hispanic						
International	2	2	1	1	1	
Unknown				1	1	
White	11	8	7	7	4	3
Grand Total	13	11	8	9	6	3



SMSU Mathematics Program Data

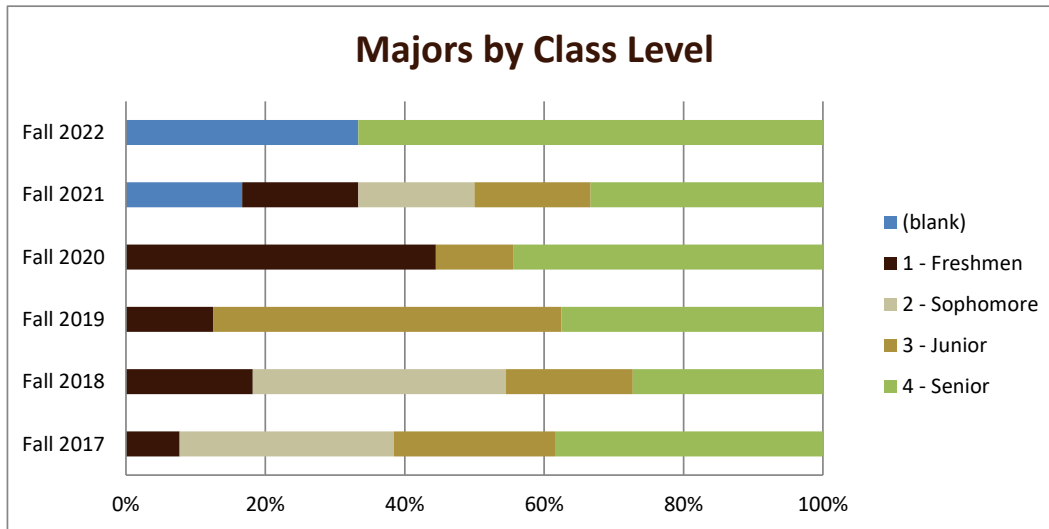
Majors Enrolled

Academic Years 2017-18 to 2022-23

Using Fall Semester data (Fall 2017 to Fall 2022) for Term specific measures



Enrollment by Class						
	Fall 2017	Fall 2018	Fall 2019	Fall 2020	Fall 2021	Fall 2022
(blank)					1	1
1 - Freshmen	1	2	1	4	1	
2 - Sophomore	4	4			1	
3 - Junior	3	2	4	1	1	
4 - Senior	5	3	3	4	2	2
Grand Total	13	11	8	9	6	3



SMSU Mathematics Program Data

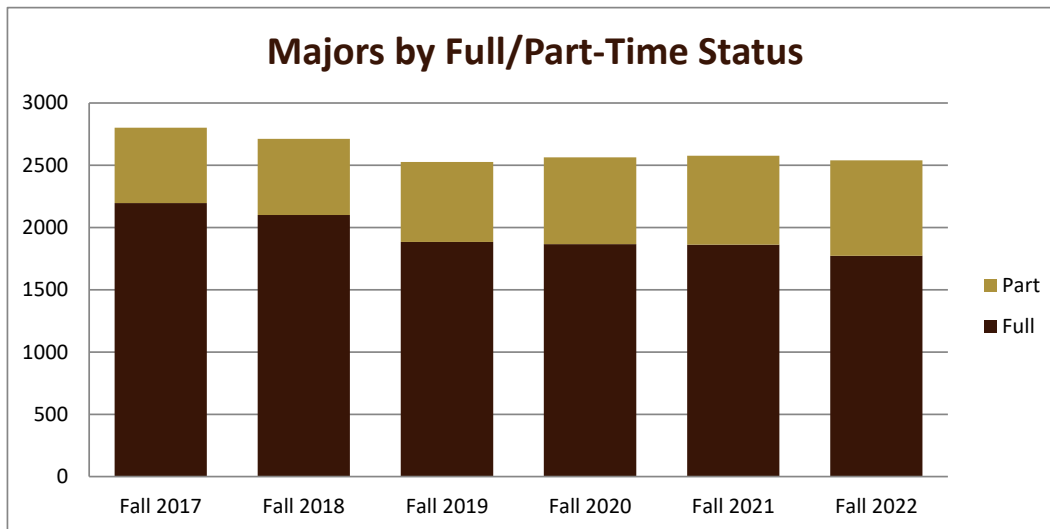
Majors Enrolled

Academic Years 2017-18 to 2022-23

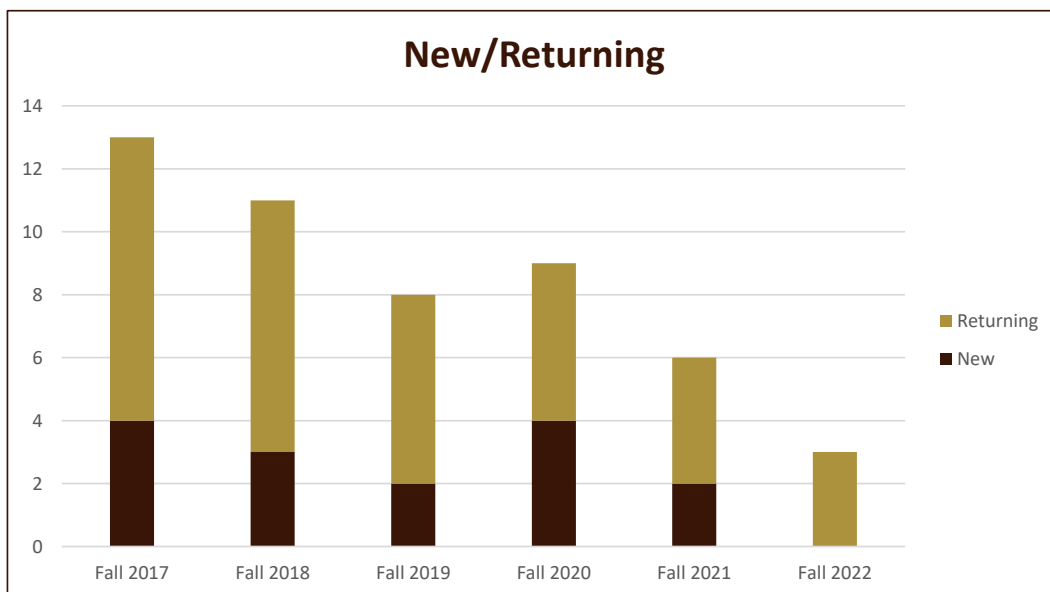
Using Fall Semester data (Fall 2017 to Fall 2022) for Term specific measures



Enrollment by FT/PT						
	Fall 2017	Fall 2018	Fall 2019	Fall 2020	Fall 2021	Fall 2022
Full	12	11	7	9	5	1
Part	1		1		1	2
Grand Total	13	11	8	9	6	3



New/Return Headcount						
	Fall 2017	Fall 2018	Fall 2019	Fall 2020	Fall 2021	Fall 2022
New	4	3	2	4	2	
Returning	9	8	6	5	4	3
Grand Total	13	11	8	9	6	3



SMSU Mathematics Program Data

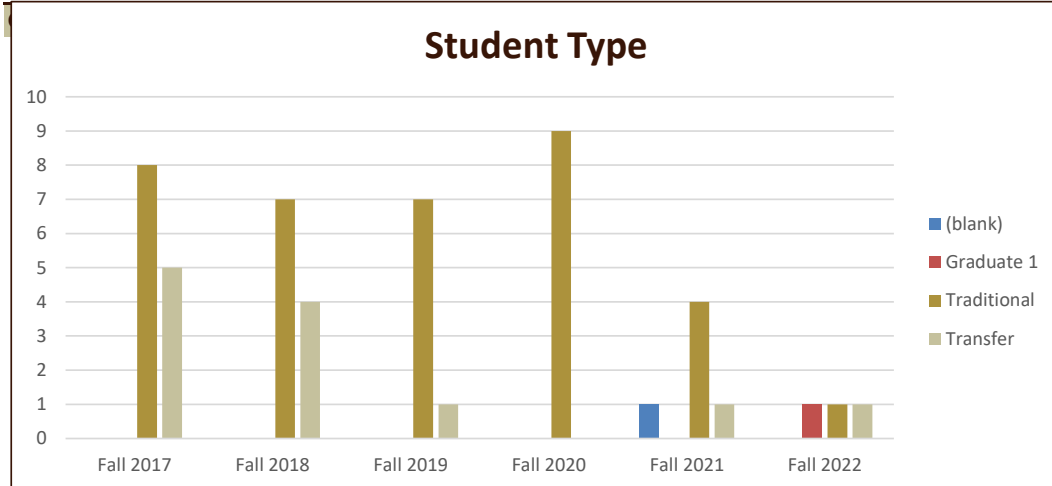
Majors Enrolled

Academic Years 2017-18 to 2022-23

Using Fall Semester data (Fall 2017 to Fall 2022) for Term specific measures



Student Type	Fall 2017	Fall 2018	Fall 2019	Fall 2020	Fall 2021	Fall 2022
(blank)					1	
Graduate 1						1
Traditional	8	7	7	9	4	1
Transfer	5	4	1		1	1



	Fall 2017	Fall 2018	Fall 2019	Fall 2020	Fall 2021	
Program ACT Avg.	25.3	25.0	27.5	21.7	24.5	
SMSU Avg.	21.1	20.7	21.3	20.3	20.7	19.8

	Fall 2017	Fall 2018	Fall 2019	Fall 2020	Fall 2021	
Program H.S. Rank Avg.	78.5	62.5	67.5	67.0	68.5	
SMSU Avg.	56.1	54.4	56.7	57.2	60.8	62.3

	Fall 2017	Fall 2018	Fall 2019	Fall 2021		
Program Avg. GPA	3.29	4.00	3.98	2.91		
SMSU Avg.	2.68	2.93	3.01	3.02	3.15	3.4

	Fall 2017	Fall 2018	Fall 2019	Fall 2020	Fall 2021	
Program Avg. Credits	14.50	15.67	11.50	14.00	16.50	
SMSU Avg.	14.85	15.15	14.93	15.13	14.49	15.1